


310-340W

72Cell PolyCrystalline Module

Maximum Efficiency **17.53%**

Positive Power Tolerance **0~+5W**



Optimum Value

1500V system voltage results in lower BOS cost
 Low thermal coefficient for more energy production
 Good for large scale installations



Higher Reliability

In-house testing beyond standard requirements
 100% EL double inspection



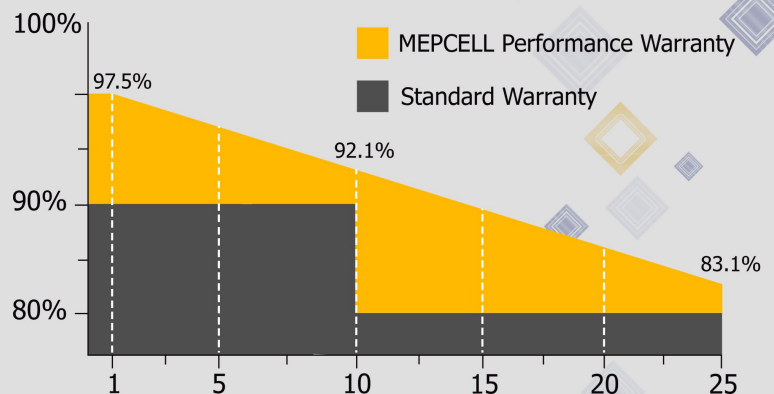
Robust and Corrosion Free

2400Pa wind load - 5400Pa snow load
 25mm Hail stone at 82 km/h



Product & System Certificates

ISO9001 : Quality Management System
 ISO14001 : Environment Management System



Electrical Specification (STC)

STC: AM1.5 1000W/m² 25°C [Test Uncertainty: ±3%]

Model	MPP-72FC 310	MPP-72FC 315	MPP-72FC 320	MPP-72FC 325	MPP-72FC 330	MPP-72FC 335	MPP-72FC 340
Max Power P _{mpp} [W]	310	315	320	325	330	335	340
Max Power Voltage V _{mpp} [V]	37.22	37.37	37.51	37.66	37.80	37.95	38.10
Max Power Current I _{mpp} [A]	8.63	8.75	8.86	8.97	9.08	9.20	9.30
Open Circuit Voltage V _{oc} [V]	45.35	45.54	45.73	45.92	46.11	46.30	46.50
Short Circuit Current I _{sc} [A]	9.29	9.30	9.32	9.34	9.36	9.38	9.40
Efficiency [%]	15.98	16.23	16.49	16.74	17.00	17.26	17.53

*Positive Power Tolerance 0-+5W

Electrical Specification (NMOT)

NMOT: 800W/m² 20°C 1ms [Test Uncertainty: ±3%]

Max Power P _{mpp} [W]	238	242	245	249	253	257	261
Max Power Voltage V _{mpp} [V]	33.43	33.57	33.70	33.84	33.97	34.11	34.25
Max Power Current I _{mpp} [A]	6.73	6.85	6.96	7.07	7.19	7.31	7.41
Open Circuit Voltage V _{oc} [V]	40.95	41.13	41.31	41.48	41.66	41.83	42.02
Short Circuit Current I _{sc} [A]	7.40	7.41	7.43	7.45	7.47	7.49	7.51

Mechanical Data

Solar Cell	Poly-Crystalline - 156.75mm (6") - [6x12]
Module Dimension	1956x992x35 mm (77.0x39.05x1.37 inches)
Weight	23kg [50.7lb]
Front Cover	Glass - 3.2mm High Transmission. Tempered AR Coated
Back Cover	White - 300μ
Frame	Silver Anodized Aluminium Alloy
Junction Box	IP68 Rated - 3 Bypass Diodes
Cable	PV Tech Cable 4.0m ² (0.006 inches ²)-1000mm(39.37")
Connector	MC4 Compatible (1500V)

Temperature Ratings

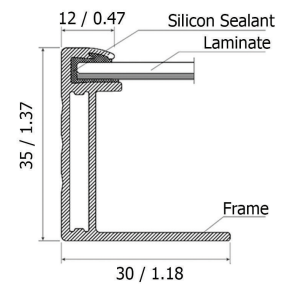
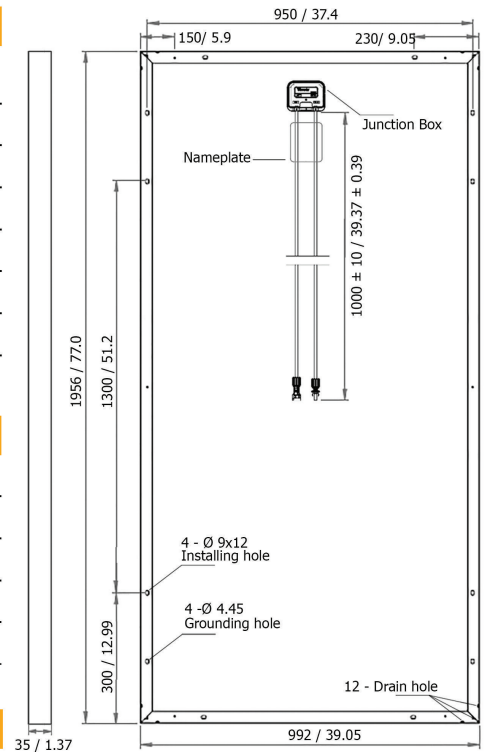
Temperature Coefficient	I _{sc}	α	[%/°C]	+0.05
Temperature Coefficient	V _{oc}	β	[%/°C]	-0.34
Temperature Coefficient	P _{max}	γ	[%/°C]	-0.45
Nominal Module Operating Temperature	NMOT		[°C]	45 ± 2

Properties for System Design

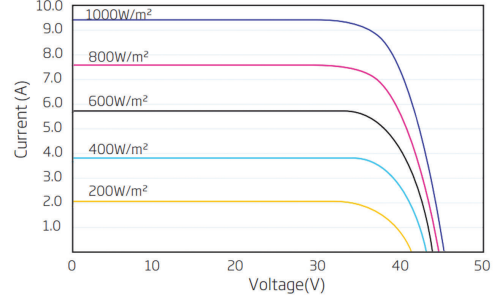
Max System Voltage	1500V
Max System Fuse Rating	20 A
Safety Class	II
Fire Rating	C/Type 2
Operational Temperature	-40 to +85 °C

Packaging Information

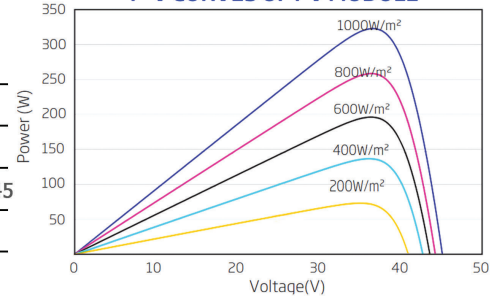
# Module per Pallet	27
# Pallet per 45'HC Container	24
# Pallet per 40'HC Container	22
Pallet Dimension (mm)	1995x1120x1145
Pallet Weight (kg)	646



I-V CURVES OF PV MODULE



P-V CURVES OF PV MODULE



Caution:

To operate, install and manage MEPCELL's modules, read the installation manual and use carefully.

Observations:

This Datasheet is subject to change without notice due to continuous improvement of our products. You can find all records of the updates on our website www.mepcell.com or by contacting one of our sales staff. All rights reserved ©Mana Energy Pak